

Unit 1: Transforming Your Attitude

ATTITUDE OF HUMILITY

LESSON #1

BIBLE BASIS

“Let another person praise you, and not your own mouth. Let someone else praise you, and not your own lips.” Proverbs 27:2

SPIRITUAL FORMATION

Humility

OBJECTIVES

KNOW WHAT (LG): Children will hear that the Bible teaches that it is best to let someone else praise us and not to praise ourselves.

KEY CONCEPT

When we follow the Bible's wisdom, we can change from having an attitude of pride to having an attitude of humility.

SO WHAT (LG): Children will learn that they can change from having an attitude of pride to having an attitude of humility.

NOW WHAT (TT): Children will participate in an activity to help reinforce the concept of humility.

IN ADVANCE

(DONE BY YOUR ADMINISTRATOR)

- Prepare the Bible Verse Sign. The purpose of this sign is to display the lesson's Bible verse for the kids so they can see it during the lesson. The sign can take many forms, and can look different from week to week. Some basic ideas include writing the verse neatly on a large flip chart or sheet of poster board; writing each word of the verse on a separate block of colored paper, and assembling the verse by sticking the blocks onto a wall or bulletin board; or printing the verse onto an overhead transparency and projecting it onto a wall.
- Prepare the Romans 12:2 (NLT) Verse Sign (similar to the week's Bible Verse Sign above) and Pictures using the art provided as part of the *Metamorphosis*

Clip Art. As noted in the introductory materials of this CD, the *Metamorphosis* Curriculum uses the New Living Translation of Romans 12:2. (If you do not have an NLT Bible, you can refer to the “Review” section of this Team Time lesson for that version of Romans 12:2.) The sign and pictures will be used in both Team Time and Large Group throughout the 10 weeks of this curriculum.

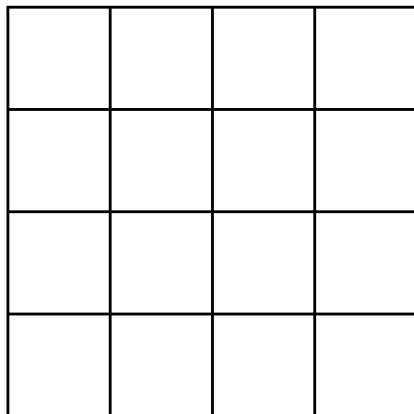
- Photocopy and cut apart the Bible Verse Cards (page 1, Lesson 1 Reproducibles, ADMINISTRATOR section)—one per child.
- Gather pairs of large plastic bugs—eight pairs for Grades K—2 and ten pairs for Grades 3—5. If you prefer, you can use bug cards instead of plastic bugs (pages 2-4, Lesson 1 Reproducibles, ADMINISTRATOR section). The cards will work best if you enlarge them and copy each bug onto a different color paper.
- Gather buckets (or similar objects), each large enough to cover one of the plastic

bugs—16 for Grades K—2 and 20 for Grades 3—5.


- Photocopy and cut apart the Scorecards (page 5, Lesson 1 Reproducibles, ADMINISTRATOR section)—four for Grades K—2 and four for Grades 3—5.
- Gather pencils—four for Grades K—2 and four for Grades 3—5.
- On the floor of your Team Time area(s), tape off one large gameboard for Grades K—2 (a 4x4 grid of 16 squares) and one large gameboard for Grades 3—5 (a 4x5 grid of 20 squares). Place the bugs on the gameboards, one bug per square, and then cover each bug with a bucket.

TEAM TIME TIP

If you will have enough volunteers and kids, you can prepare and play the game on additional gameboards.



Grades K—2 (4x4)



Grades 3—5 (4x5)



TEAM TIME

(20 MINUTES)

[Kids should be divided into their age-graded teams: Grades K—2 and Grades 3—5.]

REVIEW

SAY, “Welcome to Team Time! Did you enjoy seeing the Insect-Inside Theatre Company present ‘Mosquito in the Middle’? Who remembers what happened when Flittany showed an attitude of pride?”

ALLOW kids to respond.

SAY, “That’s right. No one wanted to be around her. If we’re honest, we all have trouble with pride. Maybe you like to brag about all the ‘stuff’ you have, or you want people to know how good you are at doing something. We all deal with pride—sometimes a little, sometimes a lot. But God wants to change our thinking about pride so we don’t copy this attitude and behavior just because it’s easy to do.”

REFER to the Romans 12:2 Verse Sign and Pictures and say, “Remember the verse from Romans, ‘Don’t copy the behavior and customs of this world, but let God transform you into a new person by changing the way you think. Then you will know what God wants you to do, and you will know how good and pleasing and perfect His will really is.’ God wants to use the Bible to change our thinking. **WHEN WE FOLLOW THE BIBLE’S WISDOM, WE CAN CHANGE FROM HAVING A PRIDEFUL ATTITUDE TO HAVING A HUMBLE ATTITUDE.**”

REFER to the Bible Verse Sign and say, “Remember our Bible verse for today says, ‘Let another person praise you, and not your own mouth. Let someone else praise you, and not your own lips’ Proverbs 27:2. Sometimes we get stuck because, while it’s easy for us to brag or draw attention to ourselves in prideful ways, we’re not exactly sure what it looks like to be humble. How do you do it? What are some ways to be humble rather than prideful? Those are the questions we want to help you answer in Team Time today.”

ACTIVITY: MOSQUITO’S MATCH

The purpose of this activity is to help kids think about ways they can change from having a prideful attitude to an attitude of humility.

SUPPLIES PROVIDED BY YOUR ADMINISTRATOR

Grades K—2

- ☆ 8 Pairs of bugs (16 bugs total)
- ☆ 16 Buckets to cover the bugs
- ☆ 4 Scorecards
- ☆ 4 Pencils

Grades 3—5

- ☆ 10 Pairs of bugs (20 bugs total)
- ☆ 20 Buckets to cover the bugs
- ☆ 4 Scorecards
- ☆ 4 Pencils



SET-UP

TELL the kids, "We're going to play a great game that will help us think about how we can change our attitudes of pride into attitudes of humility. This game is called Mosquito's Match. On this giant gameboard, there are pairs of bugs under the buckets. The object of the game is to uncover the bugs and find the matches."

DIVIDE the kids into four teams, and direct each team to sit on one of the four sides around the board.

GIVE each team a scorecard and pencil and instruct them to choose someone to be the scorekeeper.

INSTRUCTIONS

SAY, "Each team will take turns having someone come up and uncover two bugs. I will choose the person from each team to come up. If you find a match, you win ten points for you team. If you don't find a match, you will cover up the bugs, and play will move to the next team. When a team finds a match, all the teams will have a chance to win five points by answering a question. These questions will help you explore the idea of having a humble attitude in your life. After the question is read and answered, play will continue with the next team. We will continue playing until all the matches have been found. The team with the most points at the end of the game wins."

CHOOSE one team to start the game.

SELECT one person from that team to come up to the gameboard and uncover two bugs to try to make a match. If no match is

made, play moves to the next team.

STOP play and remove the bugs and buckets (or similar items) from the gameboard when a match is made.

AWARD ten points to the team that made the match.

READ one of the following questions aloud to all the teams.

HAVE each team

answer the question together as a group.


GO around and take an answer from each team, awarding each team five points for answering the question correctly.

MAKE sure, as best you can, that as many different kids as possible have a chance to attempt to make a match.

TEAM TIME TIP
If you choose to do this activity with multiple gameboards remember that you will need one leader for each board. You may want to have someone walk between the boards as the kids are playing to give assistance as needed.

QUESTIONS (GRADES K-2)

1. Humble people are thankful for the talents and things God has given them. Tell us one thing that you are good at. Tell us one thing you have for which you are thankful.
2. You are telling all your friends about your cool new toy. You make sure they know your toy is better than theirs. Is that being prideful or humble? (*Prideful.*)

- 
3. You scored the winning run during a kickball game. You run around saying how great you are because you won the kickball game. Is that being humble or prideful? (*Prideful.*) What could you do or say instead, that would be humble? (*You could celebrate with your team and tell everyone what a great job they did.*)
4. You tell your friend you are so great at math that you would be happy to help teach her how to do her math homework. Is that being humble or prideful? (*Prideful.*) What could you do or say instead, that would be humble? (*You could tell your friend that if she is having trouble with her math homework, maybe you could work on it and figure it out together.*)
5. What did God give us to help us change the way we think? (*The Bible.*)
6. Have you ever been around someone who brags a lot? How do you feel when

- you are around that kind of person?
7. Your friend tells you that he is better at you in soccer. Is that being humble or prideful? (*Prideful.*) What could you say to your friend? (*It's great that God made you good at soccer.*)
8. What do you think it means to be humble? (*To be thankful for the talents and things God gives to us.*)
9. Think about some things that your friends are better at than you are. How can you encourage them in their talents?
10. You just got a perfect paper on your spelling test. You are at recess with your friends. They are all talking about their scores. What is the humble thing to say? (*You could say you're glad you practiced your spelling because it helped you do well on the test; you could not say anything unless someone asks you about your score.*)



QUESTIONS (GRADES 3–5)

1. What are the consequences of being a prideful person?
2. Humble people are thankful for the talents that God has given them. What is a talent you have for which you can thank God?
3. What can you remember that will help you be humble when you are tempted to be prideful? (*Remember that your gifts are from God.*)
4. What did God give us to help us change the way we think? (*The Bible.*)
5. Have you ever been around someone who brags a lot? What do you think or how do you feel when you are around that kind of person?
6. Our Bible verse for today is, “Let another person praise you, and not your own mouth. Let someone else praise you, and not your own lips” Proverbs 27:2. What do you think that verse means?
7. What do you think it means to be humble? (*To be thankful for the talents and things God gives us.*)
8. How can you show humility at school?
9. How can you show humility with your friends?
10. Think about some things that your friends are better at than you are. How can you encourage them in their talents?

WRAP-UP

SAY, “Sometimes it is hard to be humble, isn’t it? We like to tell others all the great things we do. It makes us feel good. But God doesn’t want us to think we are better than other people. He wants us to recognize the good things He has given us and look for the good things in other people. Take some time this week to look for the good in others and practice being humble.”

BIBLE VERSE

SAY, “Remember our Bible verse today, Proverbs 27:2, that says, ‘Let another person praise you, and not your own mouth. Let someone else praise you, and not your own lips.’ Let’s pray and ask God to help us change our attitudes of pride into attitudes of humility.”

PRAYER

Dear God, Thank You for giving us the Bible. Thank You for helping us change the way we think so You can transform us into the people You want us to be. Help us be thankful for the talents and things You give us, and help us change our attitudes of pride into attitudes of humility. Amen.

[Give Bible Verse Cards to kids as they leave Team Time.]

